

HOW TO REGISTER FOR MY MEDICARE WITH SIA MEDICAL CENTRE

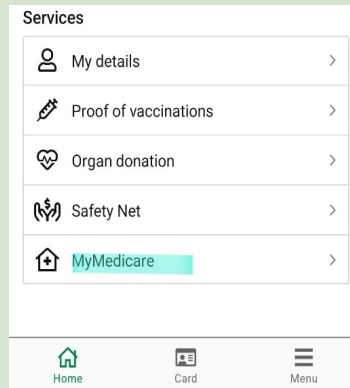
Step 1:

Log Into the My Medicare App:



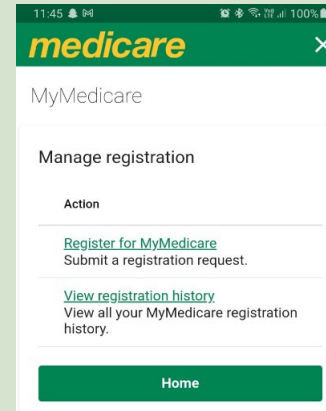
Step 2:

Select My Medicare:



Step 3:

Select Register for My Medicare:



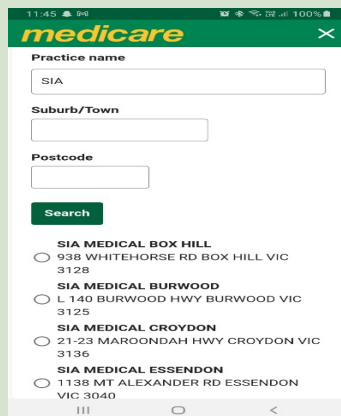
Step 4:

Select Start:



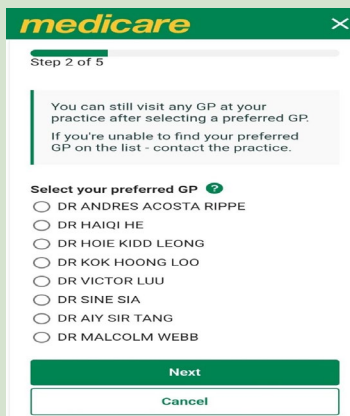
Step 5:

Type in SIA and select Search,
Choose the SIA Clinic you would
like to register with.



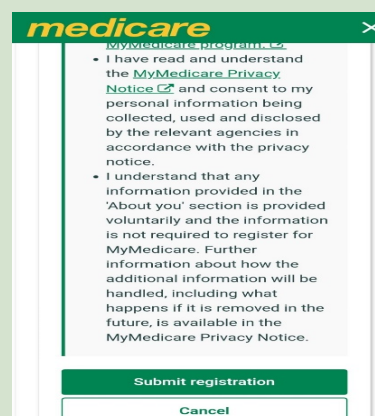
Step 6:

Select the GP you would like to
register with:



Step 7:

Scroll down and select Submit:



You have now successfully
registered with SIA Medical
Centre.

